

CE  
2460

EYECRYL™ *Sert*  
IOL RANGE

Inspired by  
*natural vision*

*mono* **MORE** *technology*

biotech

VISION CARE

## REDEFINING MONOFOCAL SEGMENT

- A new Hydrophobic Aspheric EDof IOL with Aspheric surface
- Continuous vision from distance to intermediate
- Spectacle independence for Intermediate Vision
- An extended range of vision:  $>1.75$  D at spectacle plane with Visual Acuity 0.2 LogMAR or better
- Intermediate vision up to 57 cm
- MICS (2.2 mm) compatible to reduce SIA
- Designed for fast neural adaptation
- Minimal glare and haloes
- ABBE no. 47



PLHFD6



PLHFD6T

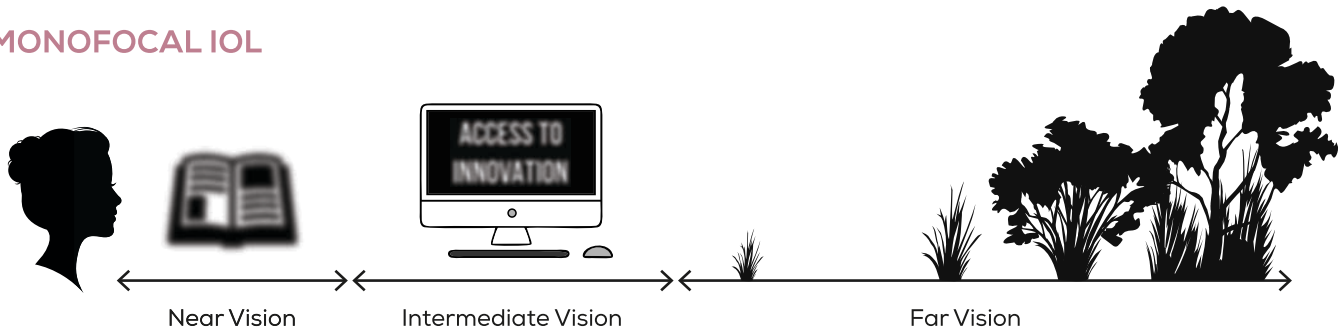
# ADDED INTERMEDIATE VISION:

*mono* **MORE** *technology*

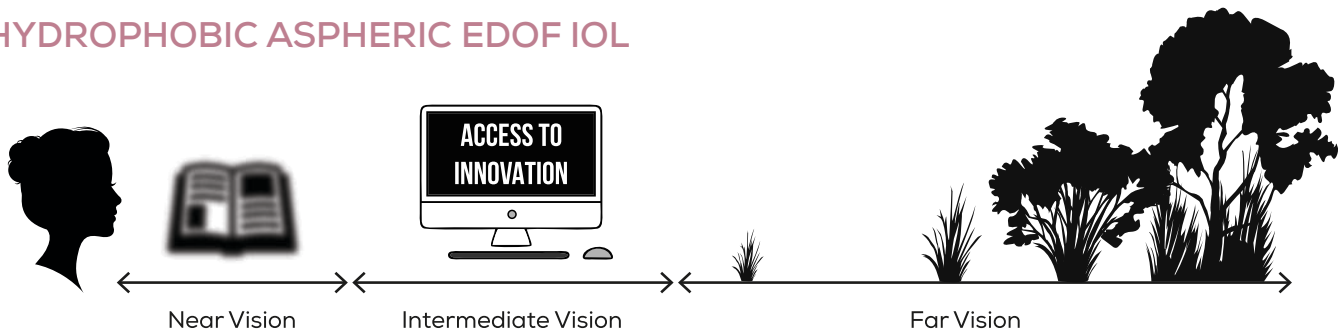
## UNIQUE ASYMMETRIC POWER DISTRIBUTION

- Designed for extended vision
- Optimized optical Zones to provide extended depth of focus
- Asymmetric power distribution to minimize pupil dependency
- Photic phenomena similar to Monofocal IOLs

### MONOFOCAL IOL



### HYDROPHOBIC ASPHERIC ED OF IOL



# OPTIMIZED LIGHT ENERGY

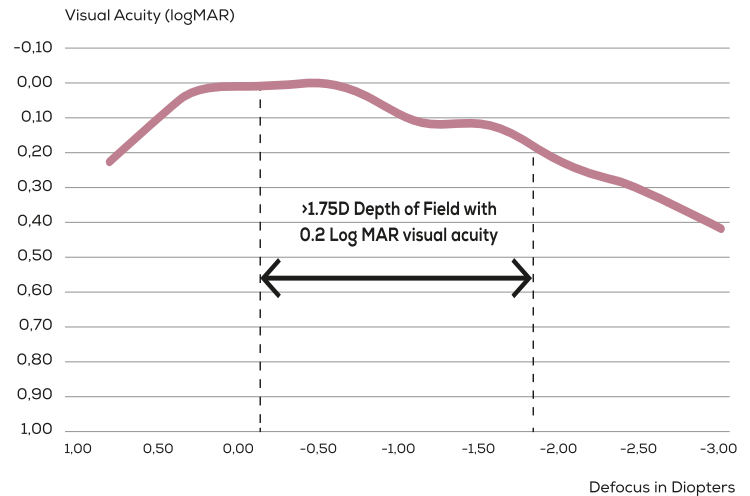
Optimized optical zones provide the extended depth of focus for Intermediate vision and asymmetric power distribution minimizes pupil dependency in all lighting conditions.



# DEFOCUS CURVE\*

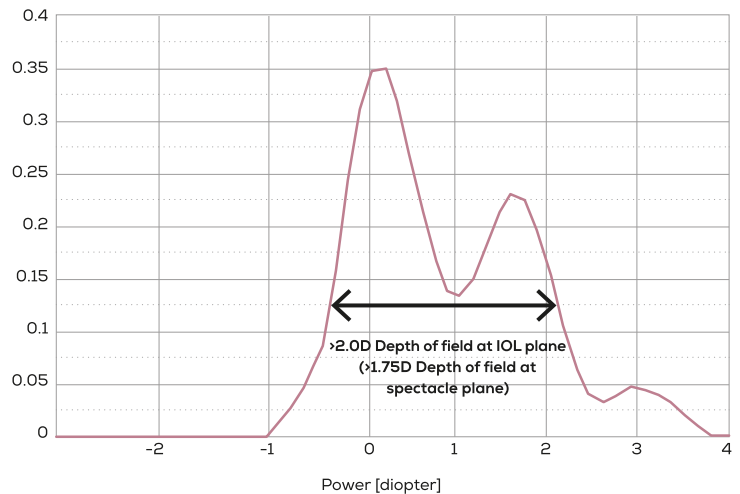
Extended Depth of focus for Intermediate vision without compromising far vision

- Continuous vision from Distance to Intermediate
- Great support for daily activities
- 0.2 to MAR visual acuity even at +1.0D denotes tolerance range of IOL



# MODULATION TRANSFER FUNCTION\*

- Optimized energy distribution from Distance to Intermediate
- More than 0.3 MTF (50 lp/mm) @ 3.00 mm aperture
- Good contrast in all light conditions




\*Data on File.

# OPTICAL RESULTS\*

## USAF IMAGES AT 3.0 MM APERTURE

Optimized light distribution to maintain better resolution and good contrast sensitivity



# PRE-LOADED DELIVERY SYSTEM

SINGLE HAND IMPLANTATION WITH CONTROL OF SCREW TYPE INJECTOR:

## BEST OF BOTH WORLDS



## SIMPLE IOL IMPLANTATION USING FOLLOWING STEPS

### STEP 01



Apply adequate amount of any **Hydroxypropylmethyl Cellulose 2% OVD** having ambient temperature condition, from the cartridge-tip end until the injector-barrel. Apply OVD into the loading chamber underneath the IOL and only up to half of the chamber size. The zone of the barrel and end of the loading chamber remains dry at this time. Do not over-fill. Apply a drop of OVD on the blue silicone tip also.

### STEP 02



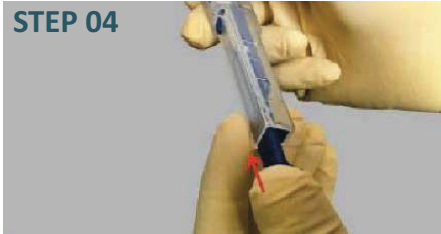
Push the blue injector plunger forward until the front push plate is flush against the injector housing to fold both haptics towards the optic. It is recommended to execute this step with two hands, slowly and gently.

### STEP 03



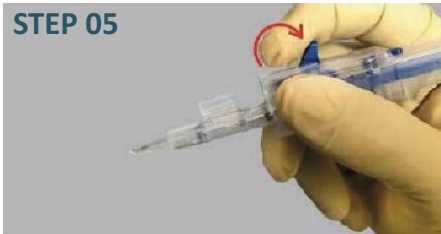
Close the cartridge flaps in one move. Ensure that the flaps are locked with a "Click" sound.

### STEP 04



Push the blue injector plunger forward until the rear push plate is flush against the injector housing. It is recommended to execute this step slowly and gently. Do not move the plunger further. Please keep the prepared injector system in this position minimum for 30 seconds and maximum up to 1 minute before the IOL implantation. The injector can be kept maximum up to 5 minutes in this position.

### STEP 05



Now hold the delivery system with a "Pen Grip", as shown here and keep your index finger on Drive Wheel. As shown in the picture, the thumb and middle finger should hold the injector on the wheel hub (not too far back).

### STEP 06



Hold the system with the cartridge tip in a bevel down position. Now using your index finger, pull and rotate the drive wheel back slowly in order to push the lens forward until it is delivered. Once on starting to rotate the wheel and IOL comes in to narrow area of cartridge, deliver and implant the IOL continuing the action without stopping or waiting.



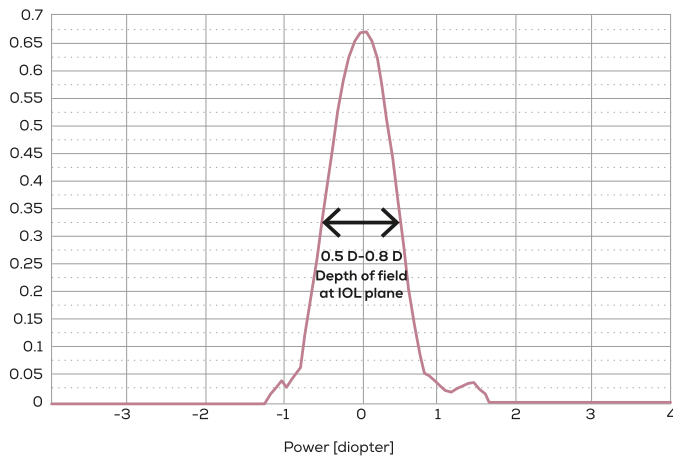
# MONOFOCAL IOL VS EYECRYL<sup>™</sup>Sert IOL

Hydrophobic Aspheric EDOF IOL

## MTF COMPARISON\*

Monofocal IOL provides 0.5 D to 0.8 D depth of field and EYECRYL<sup>™</sup>Sert IOL provides more than 2.0 D depth of field (>1.75D depth of field at spectacle plane) which is helpful for Intermediate distance range of daily visual activities.

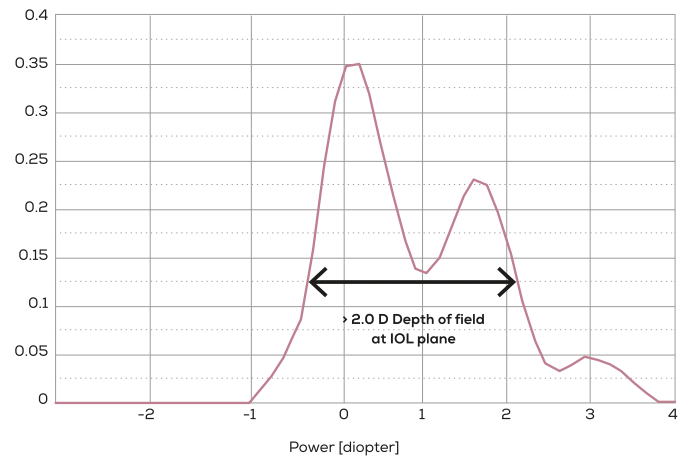
### MONOFOCAL IOL



Modulation Transfer Function @3.0 mm aperture

### EYECRYL<sup>™</sup>Sert IOL

Hydrophobic Aspheric EDOF IOL



Modulation Transfer Function @3.0 mm aperture


\*Data on File.

# MONOFOCAL IOL VS. EYECRYL™ Sert IOL

Hydrophobic Aspheric EDOF IOL

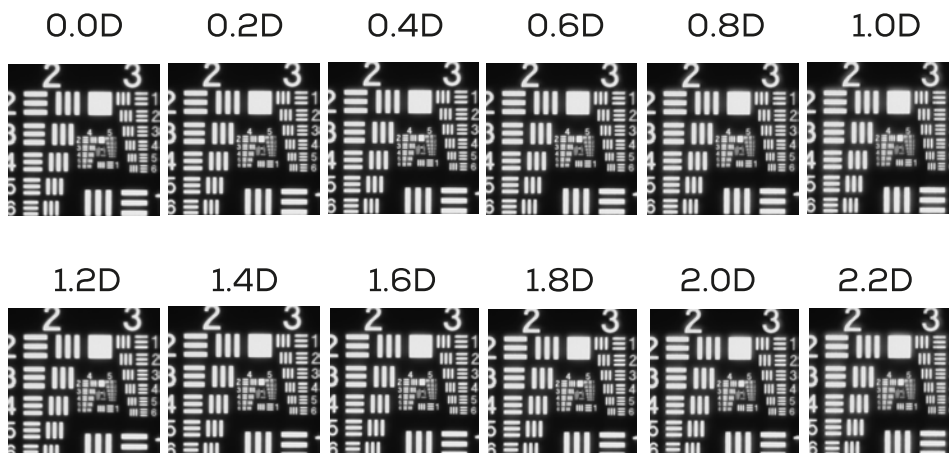
## USAF IMAGES COMPARISON\*

### MONOFOCAL IOL



### EYECRYL™ Sert IOL

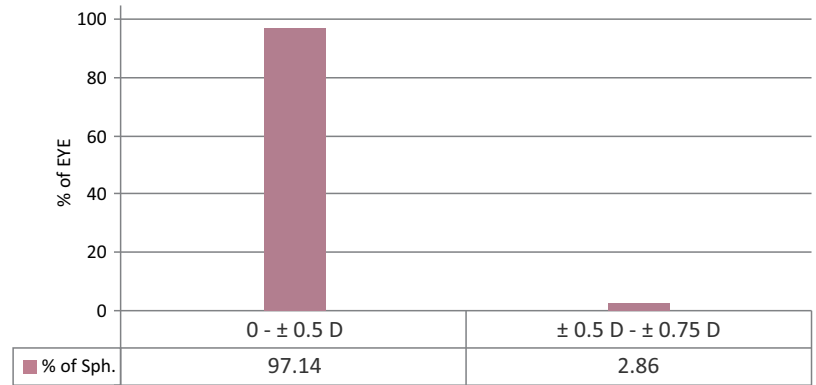
Hydrophobic Aspheric EDOF IOL



# POST OPERATIVE OUTCOMES\* (n=70)

## SPHERICAL RESIDUAL

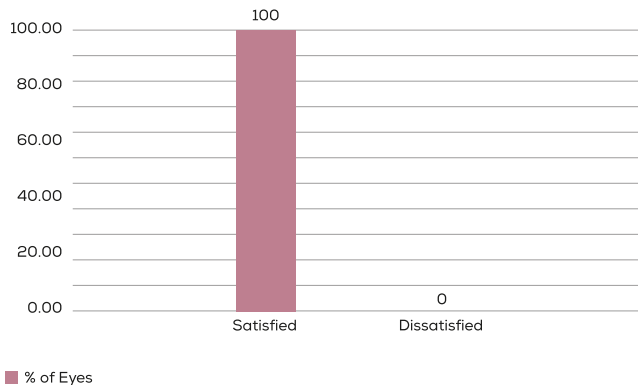
Post-operative spherical result shows that 97.14% of eyes were within  $\pm 0.5D$  spherical residual. All eyes were within  $\pm 0.75D$  spherical residual.



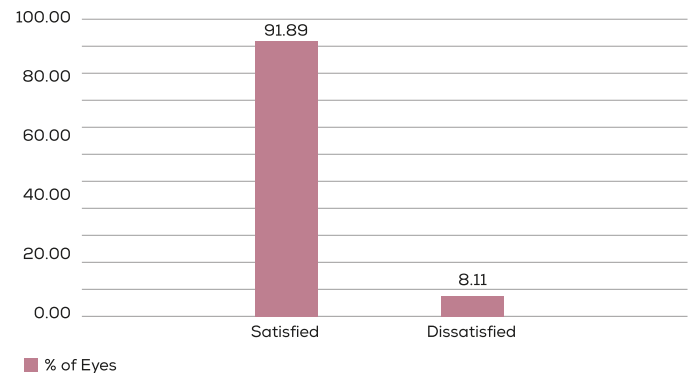
## SPECTACLE INDEPENDENCE FOR DIFFERENT DISTANCES\*

As per post-operative data, satisfaction for spectacle independence was found 100% for far vision & 91.89% for intermediate vision.

### FAR VISION



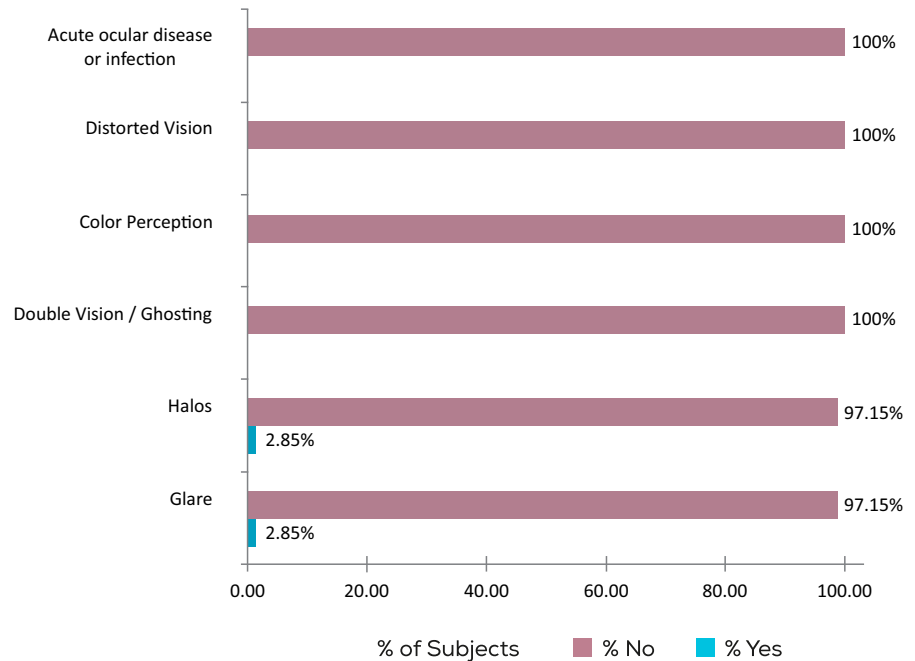
### INTERMEDIATE VISION



\*Data on File.

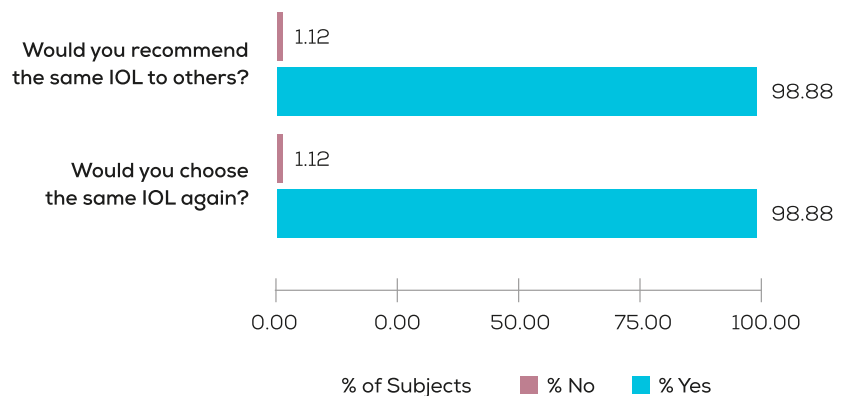
## PHOTIC PHENOMENON & VISUAL DISTURBANCE\*

No case of dysphotopsia or post-operative disturbance related to vision have been reported so far. With minimal glare and halos, photic phenomenon is similar to monofocal IOLs.



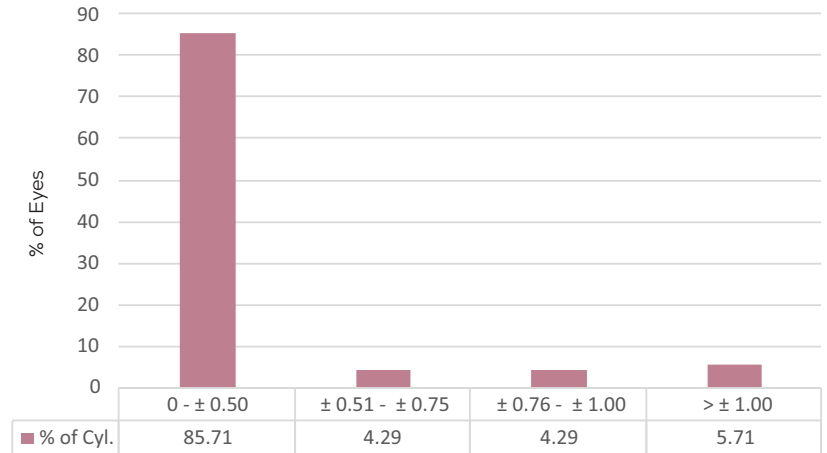
## PATIENT SATISFACTION\*

Patient satisfaction was found to be very high. 98.88% patients would choose the same IOL again and recommend it to others.



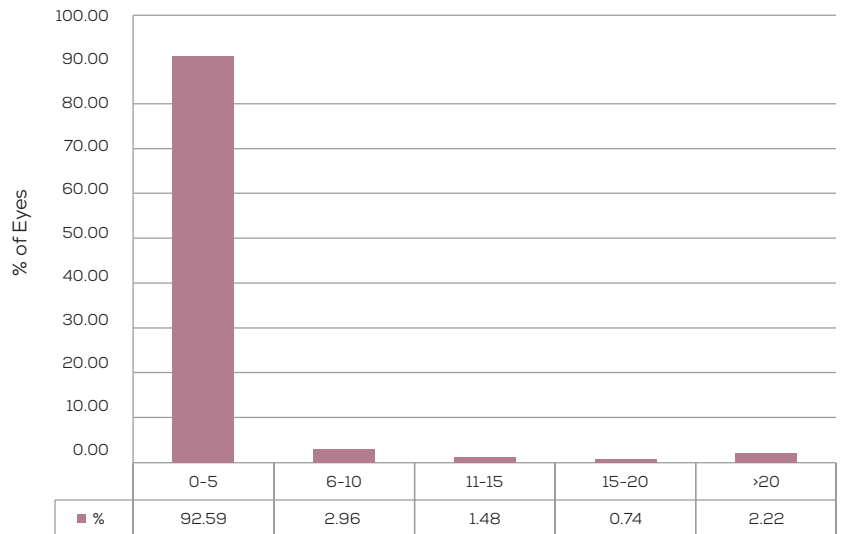
# REFRACTIVE CYLINDRICAL RESIDUAL

The cylindrical accuracy was within  $\pm 0.5D$  for 85.71% cases. These post-operative cylindrical results prove the excellent corneal astigmatism correction.



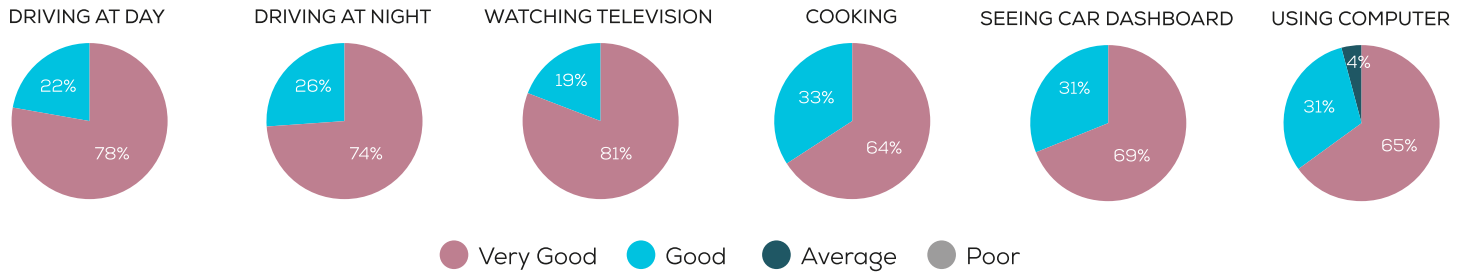
# IOL ROTATIONAL STABILITY

The lens has excellent rotational stability due to its advanced design and material. 92.59 % patients having the rotation with in 5 degree proves the excellent rotational stability of the IOL.



# QUALITY OF VISION\*

100% patients were satisfied for their far prominent day to day activities e.g. driving at day & night, watching television etc. For activities required intermediate vision e.g. seeing car dashboard while driving, cooking & using computers, the satisfaction level was 100%, 100% and 96% respectively.



## MODELS AVAILABLE

Model	Labeled Cylinder Power	Cylindrical Power		Recommended Range of Corneal Astigmatism Correction
		At IOL Plane	At Corneal Plane*	
PLHFD6T	CYL D: 1.00 D	1.00 D	0.68 D	0.25 D to 0.86.0 D
PLHFD6T	CYL D: 1.50 D	1.50 D	1.03 D	0.87 D to 1.25 D
PLHFD6T	CYL D: 2.25 D	2.25 D	1.54 D	1.26 D to 1.75 D
PLHFD6T	CYL D: 3.00 D	3.00 D	2.05 D	1.76 D to 2.25 D
PLHFD6T	CYL D: 3.75 D	3.75 D	2.57 D	2.26 D to 2.75 D
PLHFD6T	CYL D: 4.50 D	4.50 D	3.08 D	2.76 D to 3.25 D
PLHFD6T	CYL D: 5.25 D	5.25 D	3.60 D	3.26 D to 3.75 D
PLHFD6T	CYL D: 6.00 D	6.00 D	4.11 D	3.76 D and above

To choose suitable EYECRYL SERT TORIC model, please logon to



SPECIFICATION	PLHFD6	PLHFD6T	
MATERIAL	Hydrophobic Acrylic Containing Natural Yellow Chromophore		
OPTIC TYPE	Single Piece 360° Square Edge with Aspheric Optic		
OPTIC SIZE	6.00 mm		
OVERALL SIZE	13.00 mm		
ANGULATION	0°		
ACD	5.28		
REFRACTIVE INDEX	1.524		
RECOMMENDED ULTRASOUND A-CONSTANT	SRK-T 119.00		
RECOMMENDED OPTICAL A-CONSTANTS	HAIGIS: a0:1.574, a1:0.400, a2:0.100	HOFFER - Q ACD: 5.78	
	HOLLADAY 1 SF: 1.99	HOLLADAY 2 SF: 2.02	HOLLADAY 2 ACD: 5.78
	SRK-II 119.90	SRK-T 119.40	Barrett: 2.09
DIOPTRER RANGE	+7.0 D to +30.0 D (with 0.5 D step) & 0.00 D to +6.5 D and +30.5 D to +40.0 D will be available on customization on case to case basis as per manufacturing possibility"		
CYLINDER RANGE (For Toric Version)	1.0 D to 1.5 D (with 0.5 D step), 1.5 to 6.0 D (with 0.75 D step).		
	6.75 to 15.0 D (with 0.75 D step) customization as per manufacturing possibility		
IMPLANTATION SITE	Capsular Bag		
DELIVERY SYSTEM	Pre-loaded delivery system		
STERILIZATION	EO		



Scan For Biotech Connect App

**BIOTECH VISION CARE PVT. LTD.**

Block 1, Abhishree Corporate Park, Opp. Swagat Bunglow BRTS Stop  
Bopal - Ambli Road, Ahmedabad - 380 058 Gujarat India | Tel: +91 79 66823000

Email: Domestic: [indiasales@biotechhealthcare.com](mailto:indiasales@biotechhealthcare.com) | International: [intlsales@biotechhealthcare.com](mailto:intlsales@biotechhealthcare.com) | [www.biotechhealthcare.com](http://www.biotechhealthcare.com)